


Patima tray/arm system chart

(DSLR housing(PDCH-350D, 400D, 450D, 500D, 550D, 600D, 650D, D80, D90)


Proposal 1)



Accessories formation:

a. Flexible arm(L type)

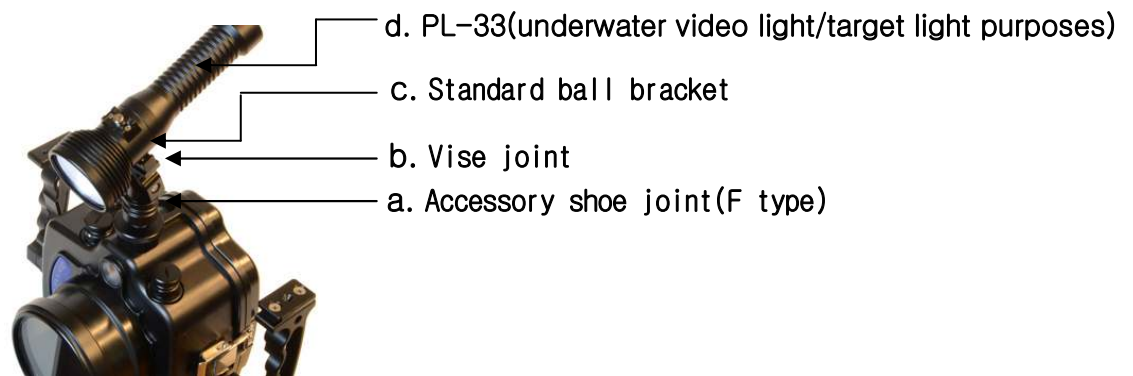
Proposal 2)



Accessories formation:

a. Cramp + b. Standard joint(F type) + c. 200mm arm (200mm buoyancy arm) +
d. Standard joint(S type) + e. Cramp

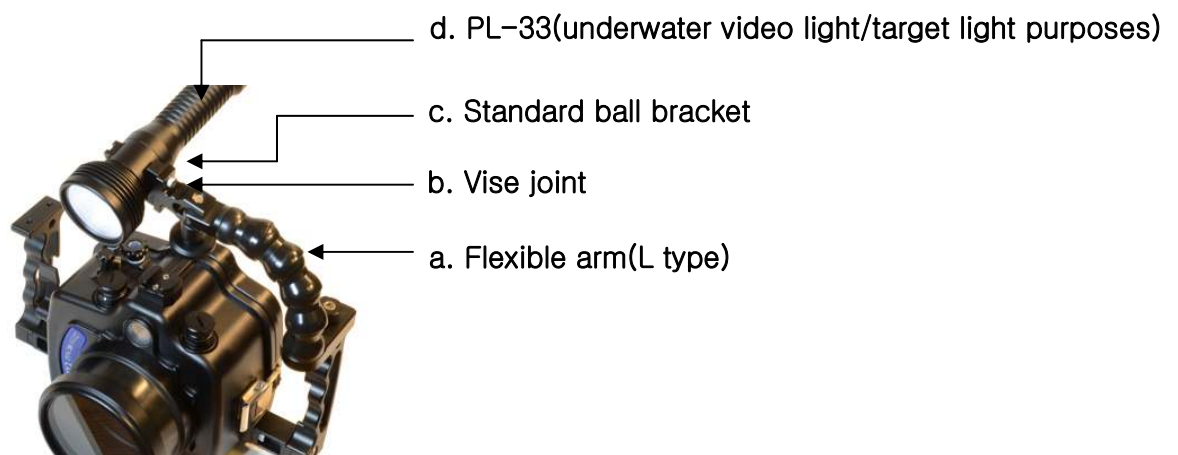
Proposal 3) In case of using PL-33(underwater video light/target light purposes)



Accessories formation:

- a. Accessory shoe joint(F type) + b. Vise joint + c. Standard ball bracket +
- d. PL-33(underwater video light/target light purposes)

Proposal 4) In case of using PL-33(underwater video light/target light purposes)



Accessories formation:

- a. Flexible arm(L type) + b. Vise joint + c. Standard ball bracket +
- d. PL-33(underwater video light/target light purposes)